



Econoflow 85 PCA

Users Manual

SLS Econoflow 85 PCA

Contents

Caution	2
Product Purpose and Assembly	2
Specifications	2
Operation.....	3
Parts and Accessories	4
Limited Warranty	5

SLS Econoflow 85 PCA

Caution

- 1) This product is assigned to be operated by professionals.
- 2) The controller and the solution box are both disposable and can not be re-used
- 3) Before opening the solution box package, please examine it carefully. If the package is broken, usage is prohibited.
- 4) If there is leakage after medical solution has been injected into the box, usage of this product is prohibited.
- 5) After completing the injection, the product must be disposed according to government rules of disposable medical equipment.



CAUTION
Refer to Manual





*Protective Ground
Terminal*

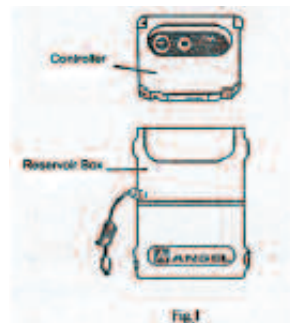
Specifications

Power Supply	1.5V battery ×2
Reservoir	100 ml or 260 ml
Flow Rate	1 ml/h – 10 ml/h
Flow Setting Option	1, 2, 3, 4, 6, 8, 10 ml
Infusion Accuracy	±10%
Alarm and Indicator	"Low Battery" indicator; "Infusion Completion"/"Error" alarm; "Running" indicator
Function	1/4 of preset delivery dosage. P.C.A accuracy is ±10%. The interval between two P.C.A injections is no less than 30 minutes.

Operation

SYMBOLS

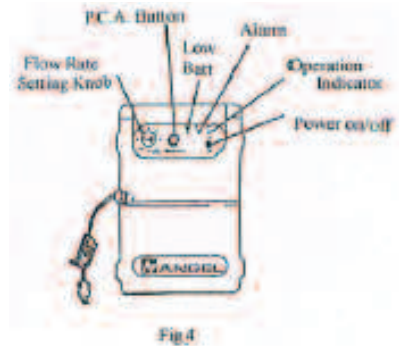
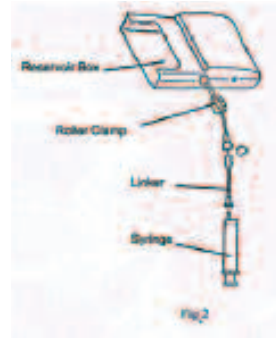
- 1) This product is internal powered, and is able to continuously working for hours;
- 2) Type of Protection Against Electric Shock:  TypeBF;
- 3) Degree of Protection Against Ingress of Fluids: IPX1;
- 4) Exclamatory mark:  Please refer to user's manual.



SLS Econoflow 85 PCA

OPERATION PROCEDURE

- 1) Load syringe, open the package of sterilized reservoir. Inject medication into the box through the linker. (Fig. 2) Then, referring to the air-vent direction on back of the reservoir box, vent air in the reservoir;
- 2) Close the roller clamp; take off the linker and connect on the extension tubing; now the reservoir is ready.
- 3) To prepare the controller, install two AA batteries. Please watch carefully the + and - polarities of the batteries. (Fig.3)
- 4) Turn the Flow Rate Setting Knob, locates on the control panel; set the flow rate to "Purge", and then turn on the power switch. While the power is on, indicators "Low Battery", "Alarm", "Run" will light with buzzer alarm (Fig.4). Push the P.C.A button, and check whether all the functions on the controller work well; after that shut down the controller immediately;
- 5) Push the controller into reservoir box (Fig. 4);
- 6) Turn on the controller again; push P.C.A button to drive air out of the tubing and needle; set the infusion rate; and push "Run" button to start infusion.
- 7) During a normal infusion, the green light is flashing intermittently;
- 8) During a normal infusion, the rate setting switch is locked automatically. If a resetting of the infusion rate is needed, the pump must be rebooted.



SLS Econoflow 85 PCA

Parts and Accessories

PACKAGE AND COMPLETE SET

- 1) Controller (One piece)
- 2) Reservoir box (sterilized package) (One piece)
- 3) AA battery (Two pieces)
- 4) Disposable tubing (One piece)
- 5) User's manual (One piece)
- 6) Product series number, name, brand name;
- 7) Manufacturer, address, postal code;
- 8) Product quantity, weight, batch code;
- 9) Product transportation and storage identifiers
- 10) Environmental conditions for transportation and storage

Model

Econoflow 85 PCA

Product

Econoflow Portable Disposable Pump

Reservoir 100 ml

Reservoir 260 ml

SLS Econoflow 85 PCA

Limited Warranty

Scientific Lab Supply Inc. warrants to the first consumer purchaser, for a period of one year from the date of purchase that this unit, when shipped in its original container, will be free from defective workmanship and materials and agree that it will, at its option, either repair or replace the defective unit.

This warranty does not extend to misuse, neglect or abuse, normal wear and tear, accident, modification or unauthorised repair.

Scientific Lab Supply will not be liable or in any way responsible for any incidental or consequential economic or property damage. Some States do not allow the exclusion of incidental or consequential damages, so the above exclusion may not apply to you.

There are no implied warranties of merchantability, or fitness for a particular use, or of any other nature. Some states do not allow this limitation on implied warranty, so the above limitation may not apply to you.

If a defect arises within the warranty period contact Scientific Lab Supply Inc., (see address below).

The customer is responsible for shipping charges and must first obtain a Return Material Authorization number (RMA) before the unit will be accepted. If a replacement unit is issued it is covered only for the remainder of the original warranty period dating from the purchase of the original device.

This warranty gives you specific legal rights. You may also have other rights which vary from state to state.

Note: This pump is not registered with the FDA and is not for clinical use on patients.

Scientific Lab Supply,

6 Chestnut Street

Acton, MA 01720

Phone: 978.821.1187

E-mail: scientificlab@aol.com

Web: www.scientificlabsupply.com



SLS Econoflow 85 PCA

Notes:

SLS Econoflow 85 PCA

Notes:

SLS Econoflow 85 PCA

Notes: